



**2025**  
**THE**  
**POWER**  
**TO**  
**MOVE**  
**Every Gate**

[www.profelmnet.com](http://www.profelmnet.com)



 **Profelmnet**  
THE POWER TO MOVE

Profelmnet has been active in Greece since 1984, as a pioneer company in the study, design, development and production of control boards and remote controls for a wide range of applications such as:

Swing and Sliding gates

Garage gates

Access bars

House and store rolling shutters

Awnings

Our long experience in the construction industry, our skilled technical staff and the quality control applied at all stages of production ensure a 10-year guarantee for the products we manufacture



Technical  
Support



10 years  
Warranty

# WE KNOW HOW

## Since 1984

[www.profelmnet.com](http://www.profelmnet.com)



**SMART  
AND  
EASY**


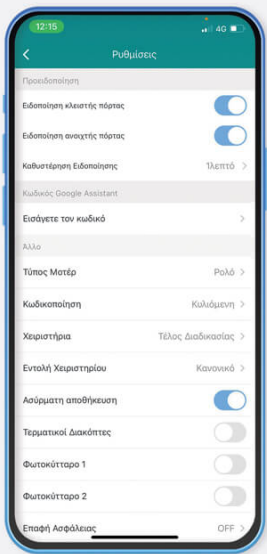
**From Everywhere**






## The installer

- ✓ adjusts the control board from mobile phone
- ✓ shares the device to end user easily and quickly
- ✓ minimizes the time of installation
- ✓ provides technical support to customers from everywhere




## The user

- ✓ operates the gate from Everywhere
- ✓ sets scenarios and scenes, making the life easier
- ✓ talks to Google Assistant or Alexa and operates the gate
- ✓ shares the device to the family members or friends easily



OK Google...  
Open the Gate






# ΧΕΙΡΙΣΤΗΡΙΑ

## Transmitters

[www.profelmnet.com](http://www.profelmnet.com)

# 86T

4-channel remote 86T, 433,92MHz



86T is a 4-channel remote at frequency 433.92MHz. It is elegant, ergonomic, robust. Its special design protects it from unnecessary and accidental presses. Its construction material provides high mechanical resistance. Battery replacement is easy and safe.



## Technical Characteristics

4 channels  
Battery 12V –battery type 23A  
Manufactured material is Fiber Plastic  
Soft touch buttons  
Easy programming  
Protective rubber for the board and remote  
Working temperature-20°C – 60°C



AVAILABLE CODES	CODIFICATION	LED LIGHT
PS 86T	FIXED CODE + COPIER	RED
PSR 86T	ROLLING CODE + COPIER	GREEN
PN 86T	PN ROLLING CODE + COPIER	BLUE

# PRD-86T



Multi - frequency copier remote control at 280-433,92MHz

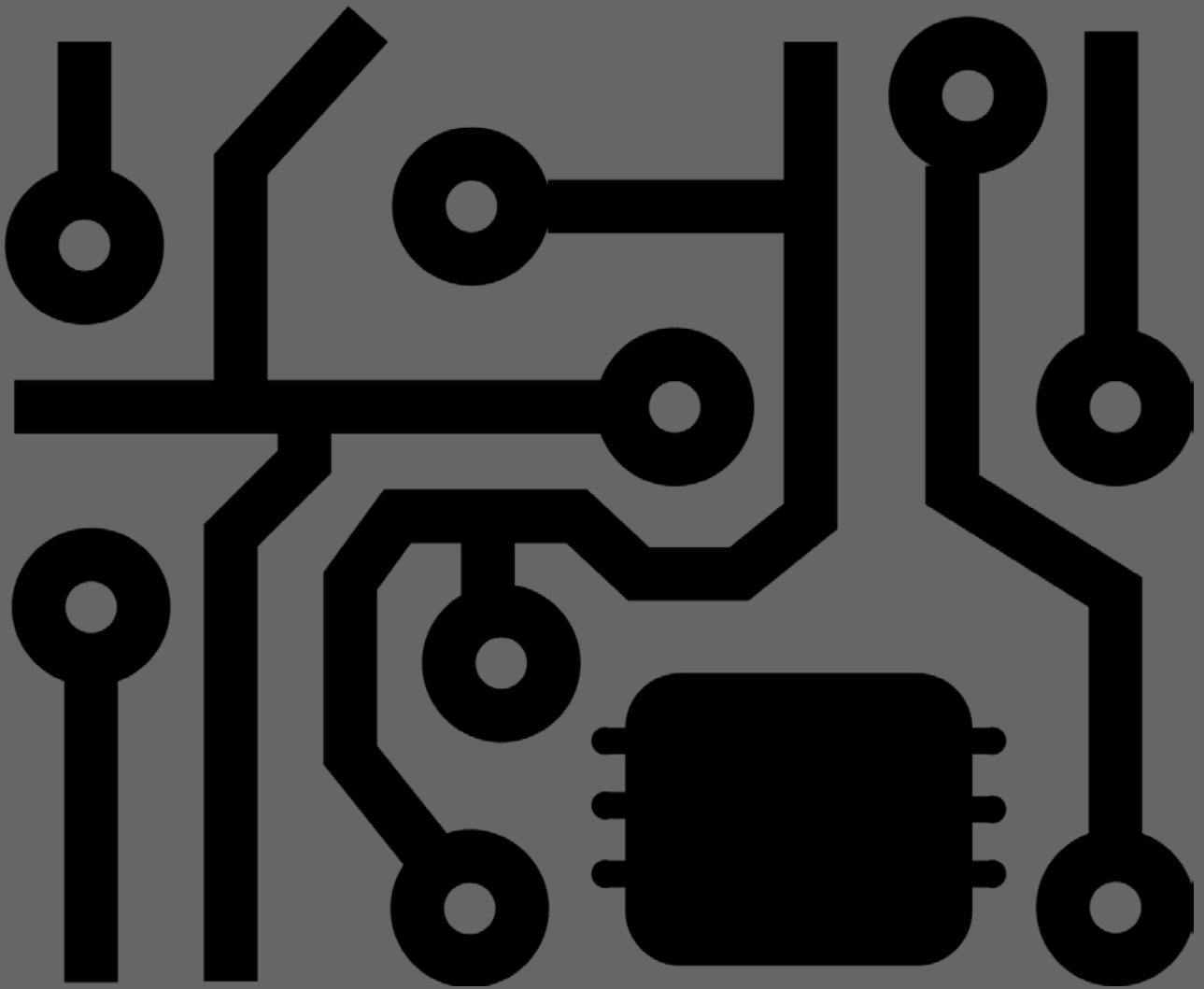
PRD-86T is a copier remote control, multi- frequency 280-433,92MHz. It can be synchronized automatically based on the signal received. Suitable use up to 4 different channels.



## Technical Characteristics

- 4 channels
- Battery 12V –battery type 23A
- Manufactured material is Fiber Plastic
- Soft touch buttons
- Easy programming
- Protective rubber for the board and remote
- Working temperature-20°C – 60°C





# ΑΥΤΟΜΑΤΙΣΜΟΙ

## Control Panels

[www.profelmnet.com](http://www.profelmnet.com)



# 34RW

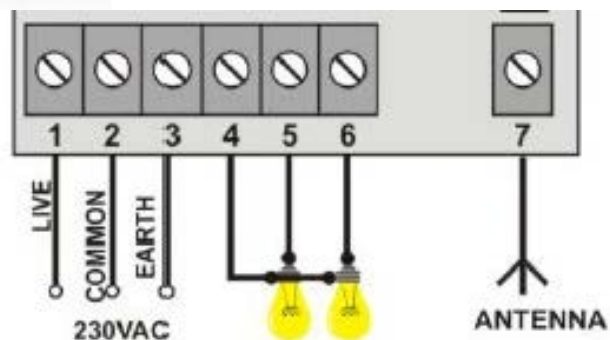
## Control board for lights 230V



The 34RW is a wireless light management control board for domestic or industrial use. It has the ability to manage two lighting zones, each of which has the capacity to consume up to 1000 watts. Easy to use and install.



TECHNICAL CHARACTERISTICS	34RW
POWER SUPPLY	230 VAC
TRANSMISSION FREQUENCY	433.92 MHz
MEMORY BOARD	150/channel
TEMPERATURE	-20°C + 60°C
SHELL DIMENSIONS	93X62X38 mm



AVAILABLE CODES	PS-34RW	PSR-34RW	PN-34RW
ENCODING	FIXED	ROLLING	ROLLING PN
FREQUENCY	433.92 MHz	433.92 MHz	433.92 MHz

# 3520

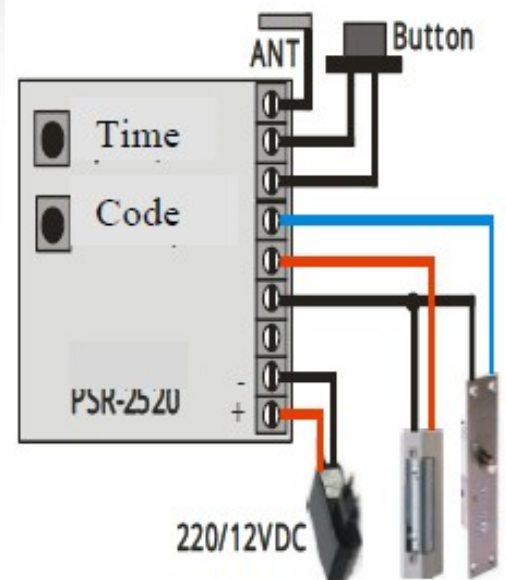


## Control board for electrical lock 12 VDC

The 3520 is a control board system which is suitable for remote control of all types of 12 VDC electric locks. It is used in all types of electric locks, carp, gate, or magnetic lock. It does not include a power supply.



TECHNICAL CHARACTERISTICS	3520
POWER SUPPLY	12 VDC
TRANSMISSION FREQUENCY	433.92 MHz
MEMOMY BOARD	300
TEMPERATURE	-20°C + 60°C
SHELL DIMENSIONS	93X62X38 mm

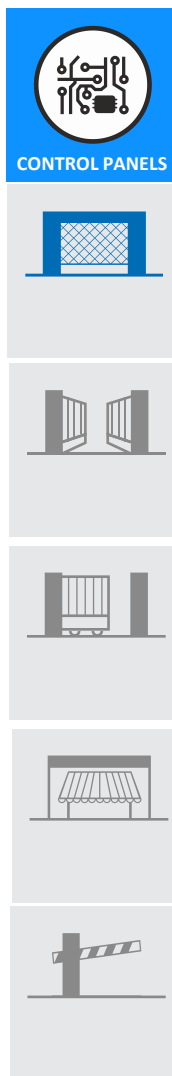



AVAILABLE CODES	PS-3520	PSR-3520	PN-3520
ENCODING	FIXED	ROLLING KEELOQ	ROLLING PN
FREQUENCY	433.92 MHz	433.92 MHz	433.92 MHz

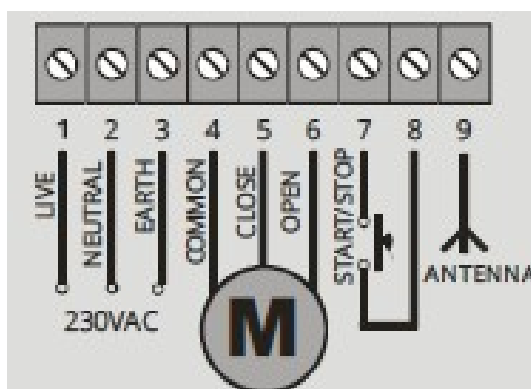
# 3020

## Control board for domestic/industrial roller shutters 230VAC

The 3020 is suitable for domestic or industrial roller motors up to 1000 watts. Upgraded in design, with modern construction materials. It has an external push button and is simple to install. Its small size gives installation flexibility.



TECHNICAL CHARACTERISTICS	3020
POWER SUPPLY	230 VAC
TRANSMISSION FREQUENCY	433.92 MHz
MEMORY BOARD	300
TEMPERATURE	-20°C + 60°C
DIMENSIONS	93X62X38 mm

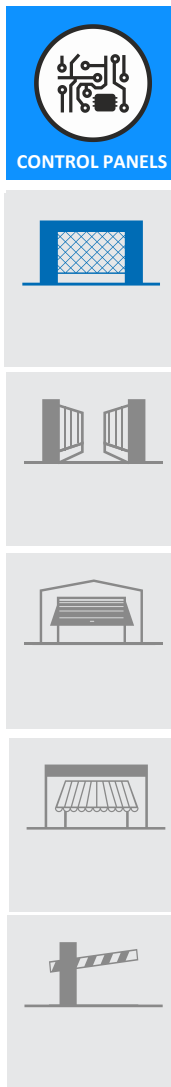


AVAILABLE CODES	PS-3020	PSR-3020	PN-3020
ENCODING	FIXED	ROLLING	ROLLING PN
FREQUENCY	433.92 MHz	433.92 MHz	433.92 MHz

# 3025

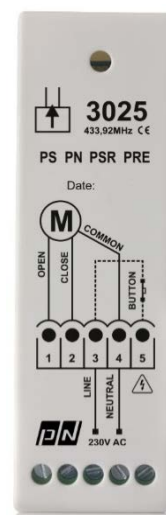
## Control board for domestic rolling shutters 230VAC

The 3025 is suitable for rolling shutter motors of up to 500 watts. Small in size, to be placed inside the rolling shutter box. Ideal for any installation condition.



We welcome the new hardware technology of control board Power Supply Without transformers!

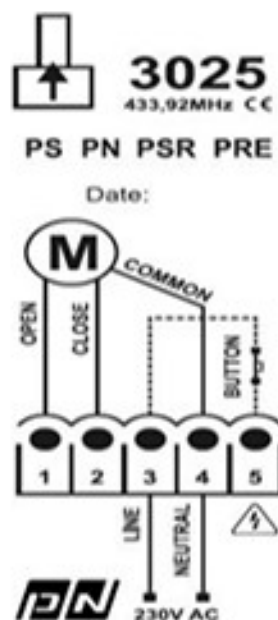
TECHNICAL CHARACTERISTICS	3025
POWER SUPPLY	230 VAC
MAXIMUM MOTOR POWER	500 WATT
TRANSMISSION FREQUENCY	433.92 MHz
MAXIMUM NUMBER OF REMOTES	300
EXTERNAL BUTTON	a
ADJUSTABLE TRAVEL TIME	PRE- ADJUSTED TO 2 MINUTES
DUAL- CHANNEL CONTROL FUNCTION	a
DEADMAN CONTROL FUNCTION	a
OPERATIONAL TEMPERATURE	-20°C + 60°C
SHELL DIMENSIONS	135X100X44 mm



# 3025

## Control board for domestic rolling shutters 230VAC

The control board memory can accept up to 300 remote controls. Reliable and resistant to time. Transmission frequency 433.92 MHz.




AVAILABLE CODES	PS-3025	PSR-3025	PN-3025	PRE-3025
ENCODING	FIXED	ROLLING	ROLLING PN	15 CHANNEL
FREQUENCY	433.92 MHz	433.92 MHz	433.92 MHz	433.92 MHz

# 3423

## Sliding gate or rolling shutter control board 230 VAC

The 3423 is a sliding and rolling shutter control board. It is suitable for sliding gate or roller shutter motors for domestic or industrial use of up to 1200 watts. Modernized in its construction with a state-of-the-art processor.



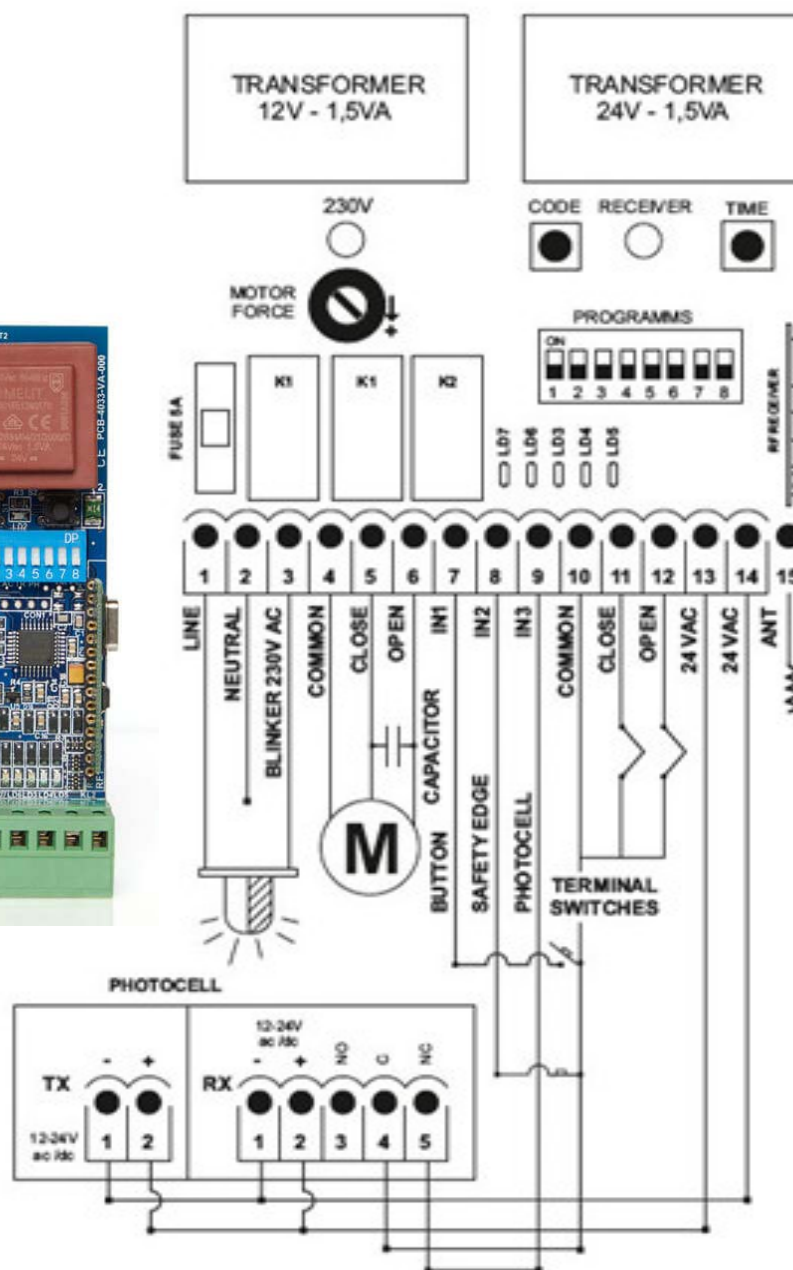

TECHNICAL CHARACTERISTICS	3423
POWER SUPPLY	230 VAC
MAXIMUM MOTOR POWER	1200 WATT
TRANSMISSION FREQUENCY	433.92 MHz
MAXIMUM NUMBER OF REMOTES	300
EXTERNAL BUTTON	a
ADJUSTABLE TRAVEL TIME	1-180 sec
PHOTOCELL INPUT	a
DOUBLE ADJUSTABLE AUTOMATIC CLOSING	1-180 sec
AUTOMATIC PEDESTRIAN MODE	a
LIGHT	a
OPERATIONAL TEMPERATURE	-20°C + 60°C
SHELL DIMENSIONS	135X100X44 mm

# 3423

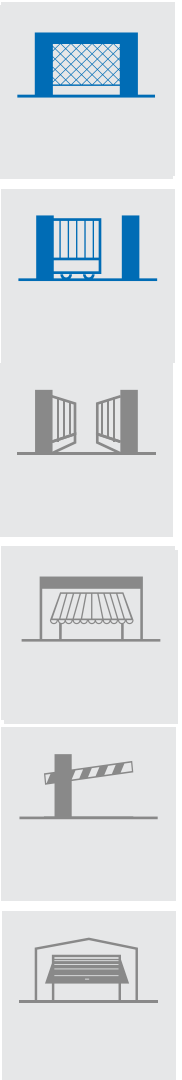
## Sliding gate or rolling shutter control board 230 VAC

The control board's memory can accept up to 300 remote controls. Reliable and resistant to time. Transmission frequency 433.92 MHz.

AVAILABLE CODES	PS-3423	PSR-3423	PN-3423
ENCODING	FIXED	ROLLING	ROLLINGPN
FREQUENCY	433.92 MHz	433.92 MHz	433.92 MHz



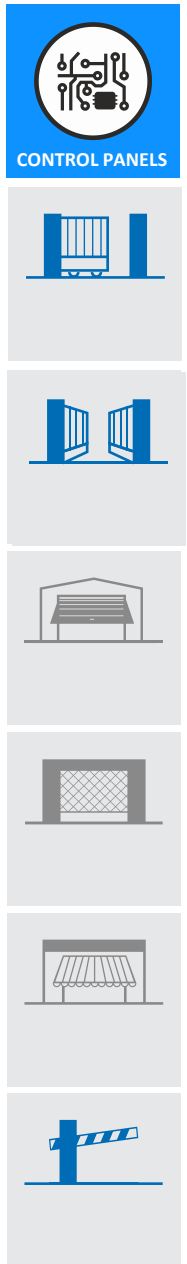

CONTROL PANELS



# 3433

## Control board for sliding gate, barrier 230VAC

The 3433 is a control board for sliding gate and barrier. Suitable for motors up to 1200 watts. Sophisticated in its construction design, using the latest materials.



TECHNICAL CHARACTERISTICS	3433
POWER SUPPLY	230 VAC
MAXIMUM MOTOR POWER	1200 WATT
TRANSMISSION FREQUENCY	433.92 MHz
MAXIMUM NUMBER OF REMOTES	300
EXTERNAL BUTTON	a
ADJUSTABLE TRAVEL DURATION	1-180 sec
PHOTOCELL INPUT	a
DOUBLE ADJUSTABLE AUTOMATIC CLOSING	1-180 sec
AUTOMATIC PEDESTRIAN MODE	a
LIGHT	a
OPERATIONAL TEMPERATURE	-20°C + 60°C
SHELL DIMENSIONS	135X100X44 mm

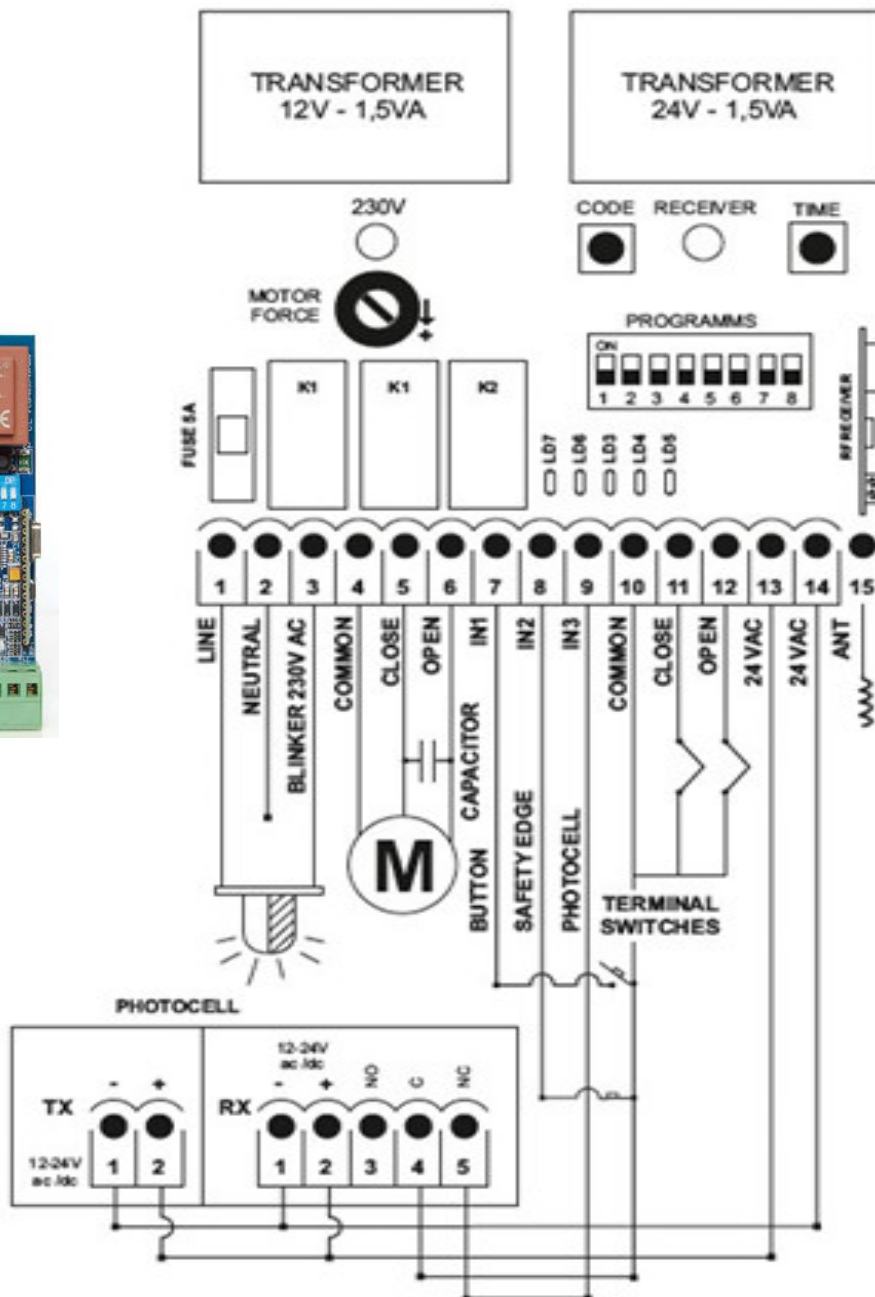


# 3433

Control board for sliding gate, barrier 230VAC



AVAILABLE CODES	PS-3433	PSR-3433	PN-3433
ENCODING	FIXED	ROLLING	ROLLING PN
FREQUENCY	433.92 MHz	433.92 MHz	433.92 MHz



# 3414

## Control board for 2 motors 230VAC

The 3414 is a complete control board system suitable for the simultaneous operation of two motors. It is intended for double sliding or opening gates, as well as double access control bars. Sophisticated in its construction design, with state-of-the-art materials and state-of-the-art processor. Suitable for motors up to 2400 watts in total. Reliable, powerful, easy to program its functions.



TECHNICAL CHARACTERISTICS	3414
POWER SUPPLY	230 VAC
MAXIMUM MOTOR POWER	2400 WATT total
TRANSMISSION FREQUENCY	433.92 MHz
MAXIMUM NUMBER OF REMOTES	300
EXTERNAL BUTTON	YES
ADJUSTABLE TRAVEL DURATION	1-180 sec
PHOTOCELL INPUT	YES
DOUBLE ADJUSTABLE AUTOMATIC CLOSING	1-180 sec
AUTOMATIC PEDESTRIAN MODE	YES
LIGHT	YES
FUNCTIONAL TEMPERATURE	-20°C + 60°C
CELL DIMENSIONS	119X30X35 mm

# 3414

## Control board for 2 motors 230VAC

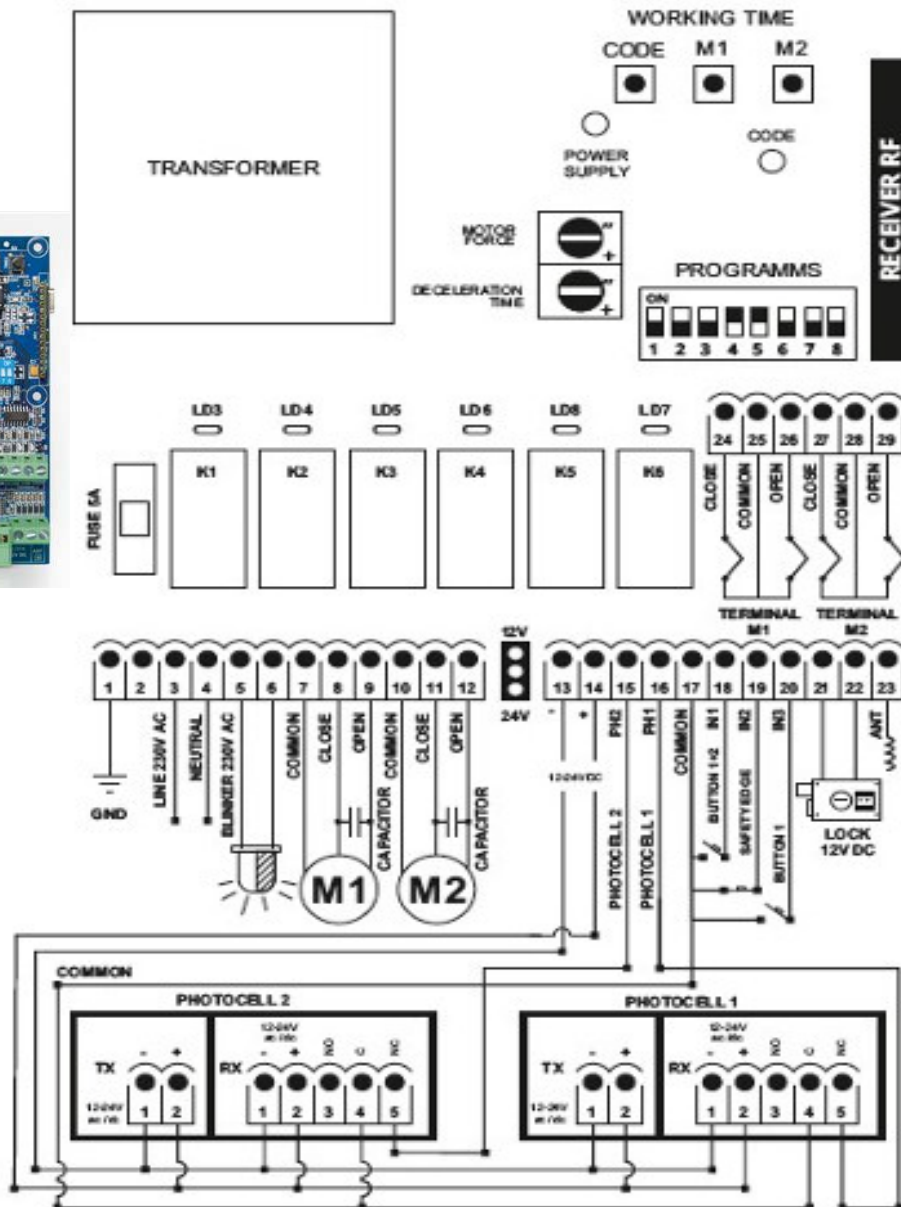
The control board's memory can accept up to 300 remote controls. Reliable with time resistance. Transmission frequency of 433.92 MHz.



CONTROL PANELS



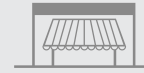
AVAILABLE CODES	PS-3414	PSR-3414	PN-3414
ENCODING	FIXED	ROLLING	ROLLINGPN
FREQUENCY	433.92 MHz	433.92 MHz	433.92 MHz



# 5033

## Bluetooth control board 1 motor 230 VAC

The 50 series is Profelmnet's complete control board series with BLUETOOTH technology. It is combined with the Profelmnet Easy Tech app, which is available on ANDROID and IOS. Through the Profelmnet Easy Tech app, the user is able to set all control board functions from their mobile phone, tablet or computer.




TECHNICAL CHARACTERISTICS	5033
POWER SUPPLY	230 VAC
MAXIMUM MOTOR POWER	1200 WATT
TRANSMISSION FREQUENCY	433.92 MHz
MAXIMUM NUMBER OF REMOTES	300
LOCKING PIN	YES
ADJUSTABLE TRAVEL DURATION	1-180 sec
PHOTOCELL INPUT	YES
AMBEROSTOP SENSITIVITY	NO
BREAK CHOICE	YES
SLOW MOTION MODE	YES
AUTOMATIC CLOSING	1-180 sec
SAFETY CONTACT	YES
LIGHT	YES
OPERATIONAL TEMPERATURE	-20°C + 60°C
SHELL DIMENSIONS	9.5cm X 4.5cm X13cm

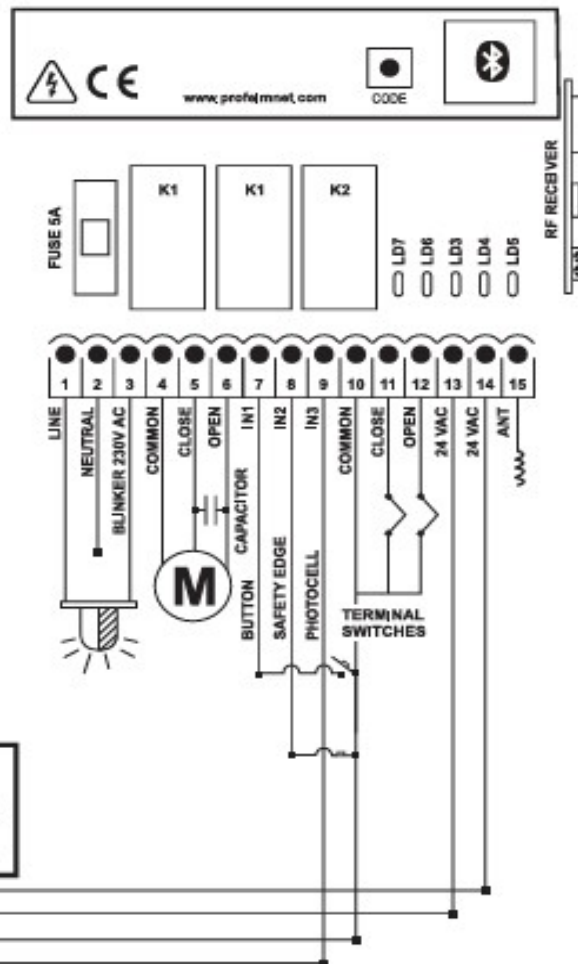
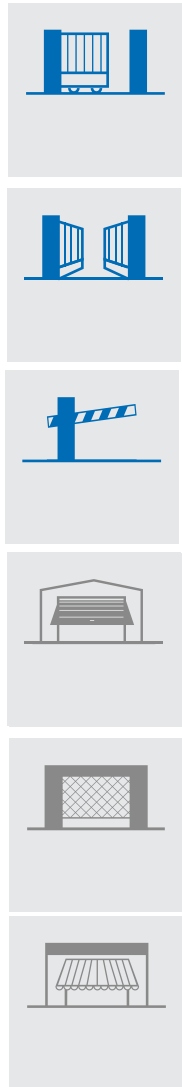
# 5033

## Bluetooth control board 1 motor 230 VAC

The EASY TECH application is available on IOS and Android



Through the EASY TECH application, the user selects all the settings and programming of the control board functions easily and quickly. The user has the possibility to adapt the control board as they wish according to the conditions of their installation. The user can use the lock PIN of the control board for maximum security. Easy. Fast. Reliable.



# 5050

## Bluetooth control board 1 motor 24 VDC

The 50 series is Profelmnet's complete control board series with BLUETOOTH technology. It is combined with the Profelmnet Easy Tech app, which is available on ANDROID and IOS. Through the Profelmnet Easy Tech app, the user is able to set all control board functions from their mobile phone, tablet or computer.



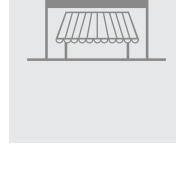
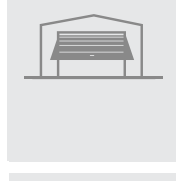



TECHNICAL CHARACTERISTICS	5050
POWER SUPPLY	24 VDC
MAXIMUM MOTOR POWER	200 WATT
TRANSMISSION FREQUENCY	433.92 MHz
MAXIMUM NUMBER OF REMOTES	300
LOCKING PIN	YES
ADJUSTABLE TRAVEL DURATION	1-180 sec
PHOTOCELL INPUT	YES
AMBERSTOP SENSITIVITY	YES
BREAK CHOICE	YES
SLOW MOTION MODE	YES
AUTOMATIC CLOSING	1-180 sec
SAFETY CONTACT	YES
LIGHT	YES
OPERATIONAL TEMPERATURE	-20°C + 60°C
SHELL DIMENSIONS	9.5cm X 4.5cm X13cm

# 5050

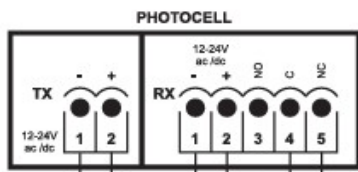
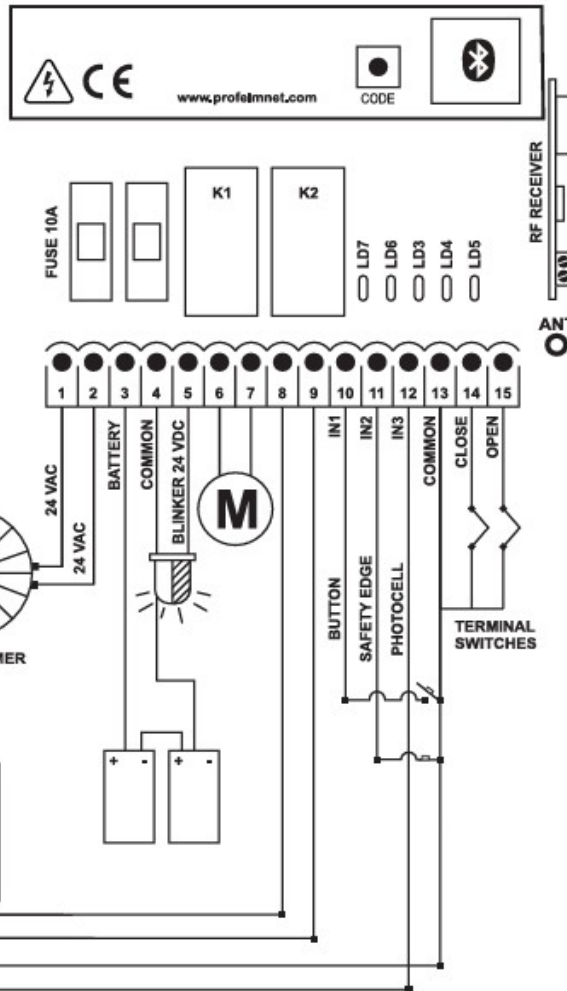

## Bluetooth control board 1 motor 24 VDC

The EASY TECH application is available on IOS and Android

EASY TECH app




Through the EASY TECH application, the user selects all the settings and programming of the control board functions easily and quickly. The user has the possibility to adapt the control board as they wish according to the conditions of their installation. The user can use the lock PIN of the control board for maximum security. Easy. Fast. Reliable.



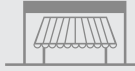
# 5114

## Bluetooth control board 2 motors 230 VAC

The 50 series is Profelmnet's complete control board series with BLUETOOTH technology. It is combined with the Profelmnet Easy Tech app, which is available on ANDROID and IOS. Through the Profelmnet Easy Tech app, the user is able to set all control board functions from their mobile phone, tablet or computer.



CONTROL PANELS



TECHNICAL CHARACTERISTICS	5114
POWER SUPPLY	230 VAC
MAXIMUM MOTOR POWER	2400 WATT στο σύνολο
TRANSMISSION FREQUENCY	433.92 MHz
MAXIMUM NUMBER OF REMOTES	300
LOCKING PIN	YES
ADJUSTABLE TRAVEL DURATION	1-180 sec
PHOTOCELL INPUT	YES
AMBEROSTOP SENSITIVITY	NO
BREAK CHOICE	YES
SLOW MOTION MODE	YES
AUTOMATIC CLOSING	1-180 sec
SAFETY CONTACT	YES
LIGHT	YES
OPERATIONAL TEMPERATURE	-20°C + 60°C
SHELL DIMENSIONS	11,9cm X 3.5cm X3cm




# 5114

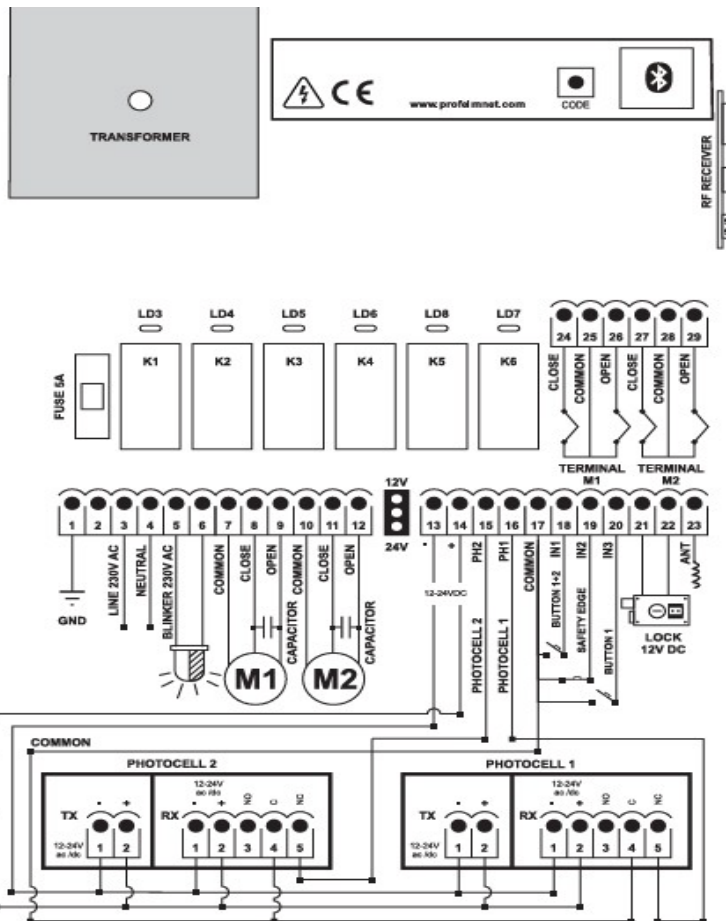
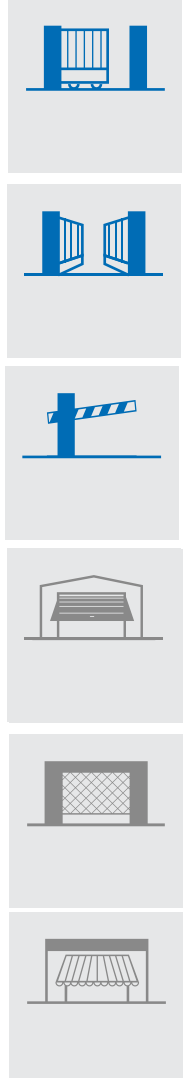
## Bluetooth control board 2 motors 230 VAC

The EASY TECH application is available on IOS and Android

EASY TECH  app



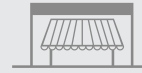

Through the EASY TECH application, the user selects all the settings and programming of the control board functions easily and quickly. The user has the possibility to adapt the control board as they wish according to the conditions of their installation. The user can use the lock PIN of the control board for maximum security. Easy. Fast. Reliable.



# 5150

## Bluetooth control board 2 motors 24 VDC

The 50 series is Profelmnet's complete control board series with BLUETOOTH technology. It is combined with the Profelmnet Easy Tech app, which is available on ANDROID and IOS. Through the Profelmnet Easy Tech app, the user is able to set all control board functions from their mobile phone, tablet or computer.





TECHNICAL CHARACTERISTICS	5150
POWER SUPPLY	24 VDC
MAXIMUM MOTOR POWER	2400 WATT στο σύνολο
TRANSMISSION FREQUENCY	433.92 MHz
MAXIMUM NUMBER OF REMOTES	300
LOCKING PIN	YES
ADJUSTABLE TRAVEL DURATION	1-180 sec
PHOTOCELL INPUT	YES
AMBEROSTOP SENSITIVITY	YES
BREAK CHOICE	YES
SLOW MOTION MODE	YES
AUTOMATIC CLOSING	1-180 sec
SAFETY CONTACT	YES
LIGHT	YES
OPERATIONAL TEMPERATURE	-20°C + 60°C
SHELL DIMENSIONS	11,9cm X 3.5cm X3cm

# 5150

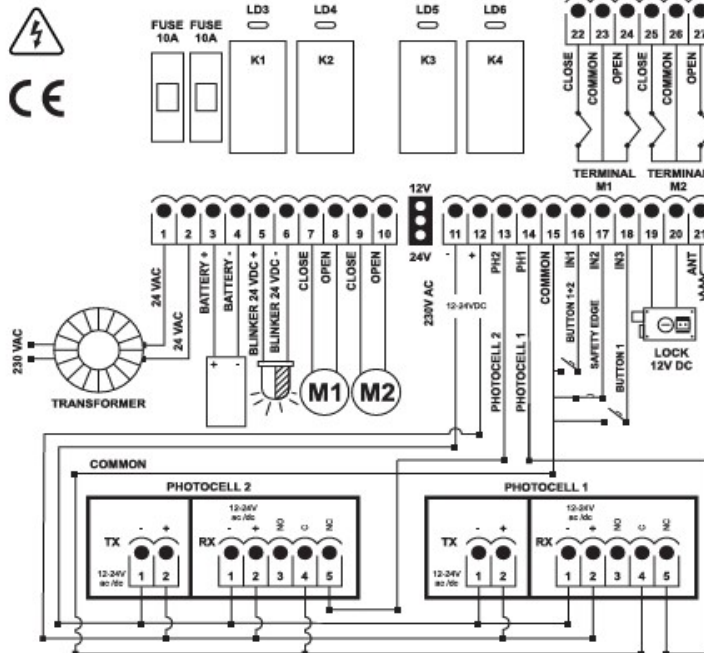
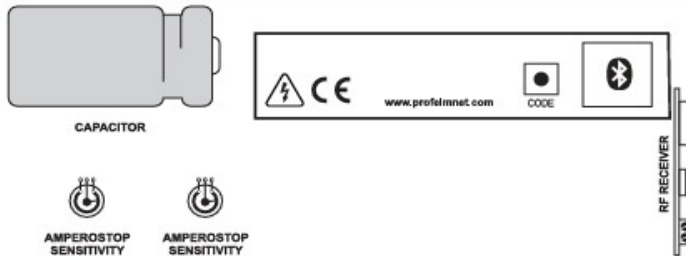
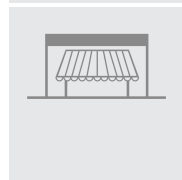
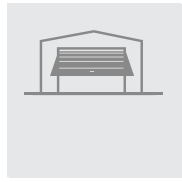

## Bluetooth control board 2 motors 24 VDC

The EASY TECH application is available on IOS and Android

EASY TECH  app




Through the EASY TECH application, the user selects all the settings and programming of the control board functions easily and quickly. The user has the possibility to adapt the control board as they wish according to the conditions of their installation. The user can use the lock PIN of the control board for maximum security. Easy. Fast. Reliable.



# 6033

## WiFi Smart & Easy control board 230VAC

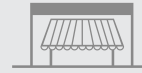
6033 control board is the ideal connectivity solution for sliding and swing gates, rolling shutters and barriers that makes access smarter and easier. The user has the possibility to make all the settings of the automation via his mobile phone and also to manage his gate from wherever he is, using the WiFi network.



Συμβατό με:




Powered by:



TECHNICAL CHARACTERISTICS	6033
POWER SUPPLY	230 VAC
MAXIMUM MOTOR POWER	1200 WATT
TRANSMISSION FREQUENCY	433.92 MHz
MAXIMUM NUMBER OF REMOTES	300
LOCKING PIN	YES
ADJUSTABLE TRAVEL DURATION	1-180 sec
PHOTOCELL INPUT	YES
AMBERSTOP SENSITIVITY	NO
BREAK CHOICE	YES
SLOW MOTION MODE	YES
AUTOMATIC CLOSING	1-180 sec
SAFETY CONTACT	YES
LIGHT	YES
OPERATIONAL TEMPERATURE	-20°C + 60°C
SHELL DIMENSIONS	9.5cm X 4.5cm X13cm

# 6033

WiFi Smart & Easy control board 230VAC



**THE POWER TO MOVE**  
Εύκολα, Easy | Simple | Smart from Everywhere



Συμβατό με:

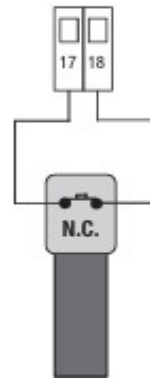


Powered by:

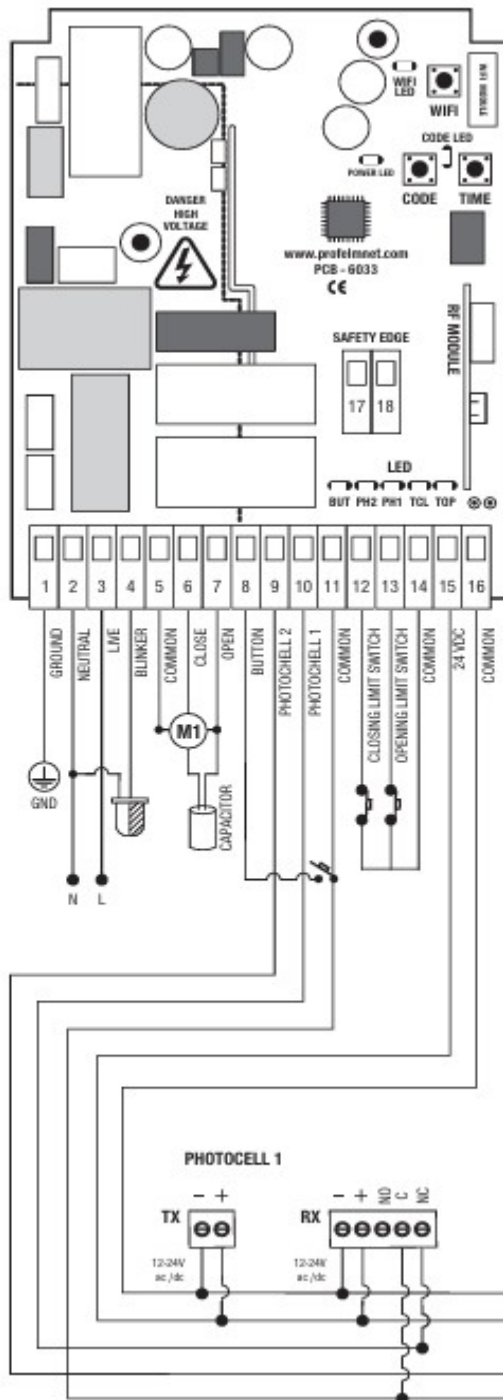
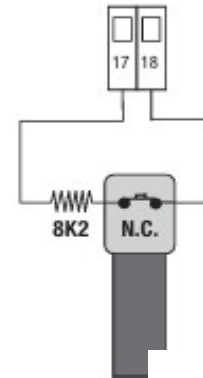


### SAFETY EDGE WIRING

MECHANICAL SAFETY EDGE (NC CONTACT)



SAFETY EDGE TYPE 8K2






**ΔΕΚΤΕΣ**

**Receivers**

[www.profelmnet.com](http://www.profelmnet.com)

# 33RS

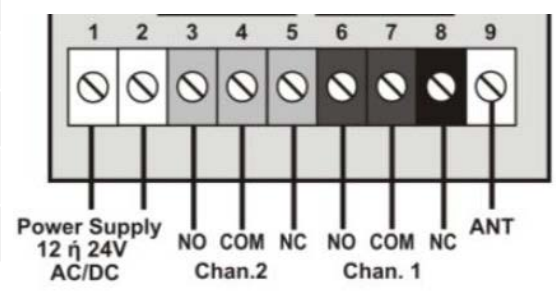


## Single-channel receiver 12 or 24V AC/DC

The 33RS is an external single channel receiver. It has a pushon/off function. It accepts up to 300 remotes and has a choice of 12V or 24V AC/DC power supply. Easy programming of controls and high frequency RF control capability.




TECHNICAL CHARACTERISTICS	33RS
POWER SUPPLY	12 η 24V AC/DC
TRANSMISSION FREQUENCY	433.92 MHz
MAXIMUM NUMBER OF REMOTES	300/ channel
OPERATIOAL TEMPERATURE	-20°C + 60°C
SHELL DIMENSIONS	93X62X38 mm



AVAILABLE CODES	PS-33RS	PSR-33RS	PN-33RS
ENCODING	FIXED	ROLLING	ROLLING PN
FREQUENCY	433.92 MHz	433.92 MHz	433.92 MHz

# PSRD-13R

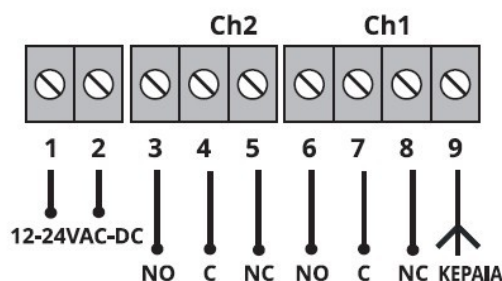


Single channel 12 or 24V AC/DC

The PSRD-13R is an external open rolling receiver. It is capable of simultaneously accepting Profelmnet and other manufacturers' rolling code remotes. The control board memory is for up to 300 remote controls. Transmission frequency 433,92MHz.



TECHNICAL CHARACTERISTICS	PSRD-13R
POWER SUPPLY	12 η 24V AC/DC
TRANSMISSION FREQUENCY	433.92 MHz
MAXIMUM NUMBER OF REMOTES	300 / channel
OPERATIOAL TEMPERATURE	-20°C + 60°C
SHELL DIMENSIONS	58X34X20 mm





# 34RS

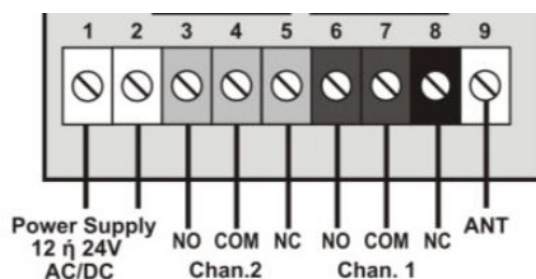
12 or 24V AC/DC two-channels receiver



The 34RS is a two-channel external receiver. It has a pushon/off function. It accepts up to 150 remotes per channel and has a choice of 12V or 24V AC/DC power supply.




TECHNICAL CHARACTERISTICS	34RS
POWER SUPPLY	12 η 24V AC/DC
TRANSMISSION FREQUENCY	433.92 MHz
MAXIMUM NUMBER OF REMOTES	150 / channel
OPERATIOAL TEMPERATURE	-20°C + 60°C
SHELL DIMENSIONS	93X62X38 mm



AVAILABLE CODES	PS-34RS	PSR-34RS	PN-34RS
ENCODING	FIXED	ROLLING	ROLLING PN
FREQUENCY	433.92 MHz	433.92 MHz	433.92 MHz

# WF-20

## WIFI RECEIVER




The Wi-Fi 20 is a Smart Garage Door Opener external receiver. It is compatible with Tuya platform. The user is able to monitor the garage door from everywhere.

The Wi-Fi 20 provides features such as door position status via an animated garage door, alerts through the smart phone, history of turn on/off times.

A reliable solution for everyone who wants to operate the gate from Everywhere



TECHNICAL CHARACTERISTICS	WF20
POWER SUPPLY	AC90-250V,50/60HZ
PROTOCOLL WIFI	IEEE802,11/2,4GHz
BOX DIMENSIONS	90X40X25 mm



# Συρόμενα

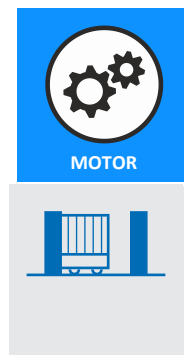
## Sliding Gates

[www.profelmnet.com](http://www.profelmnet.com)

# TRITON

Motor for sliding gate up to 2000 kg

TRITON is the new Profelmnet range of sliding motors suitable for sliding gates weighing up to 2000 kg. It is powerful, silent with an elegant design. Internally it is made of cast aluminium and bronze gears.




Internally the motor contains the Profelmnet control board system connected, providing all the necessary and more features for the correct operation of the electric sliding gate. It is available in four different models, depending on the weight of the gate.

**The motor comes with a 6 year warranty.**



TECHNICAL CHARACTERISTICS	Triton - 6	Triton - 8	Triton-15	Triton-20	TRITON 8DC
MAXIMUM GATE WEIGHT	600KG	800KG	1500KG	2000KG	800KG
POWER SUPPLY	230VAC	230VAC	230VAC	230VAC	24VDC
POWER	280WATT	370WATT	550WATT	750WATT	170 WATT
MOTOR SPEED	1400RPM	1400RPM	1400RPM	1400RPM	
OPENING SPEED	11-13m/min	11-130m/min	11-13m/min	11-13m/min	16-18m/min
OPERATIONAL TEMPERATURE	-20°C + 70°C	-20°C + 70°C	-20°C + 70°C	-20°C + 70°C	-20oC + 70oC
PACKAGING WEIGHT	15KG	15KG	17KG	18KG	18KG



# ΑΝΟΙΓΜΕΝΑ

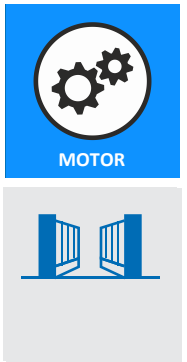
Swing Gates

[www.profelmnet.com](http://www.profelmnet.com)

# ASTER

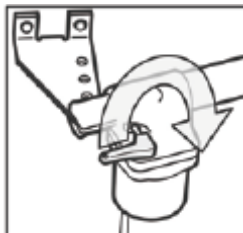

Motor for opening gate up to 3,50M

ASTER is an italian motor for opening gates. Easy to install and quiet in operation. It is made of aluminium and has a very easy manual operation.



Aster 3: Closed = 665 / Open = 980  
Aster 4: Closed = 765 / Open = 1180

Aster 5: Closed = 865 / Open = 1380  
Aster 6: Closed = 965 / Open = 1580

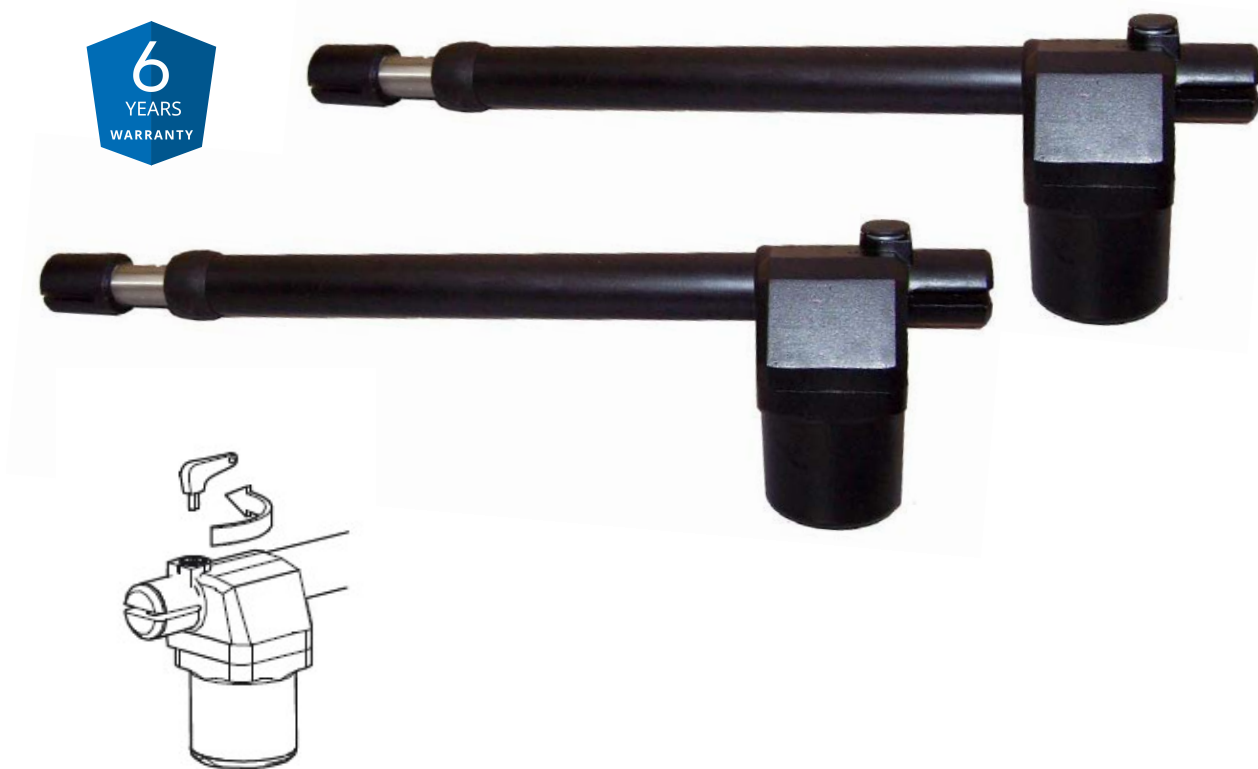



TECHNICAL CHARACTERISTICS	ASTER-3	ASTER -4		ASTER -5	
MAXIMUM GATE WEIGHT	350KG	350 KG	250KG	250 KG	150KG
POWER SUPPLY	230VAC	230VAC	24VDC	230VAC	24VDC
POWER	280WATT	280WATT	50WATT	280WATT	50WATT
MOTOR STRENGTH	2800N	2800N	2500N	2800N	2500N
MOTOR SPEED	1400RPM	1400RPM	1600RPM	1400RPM	1600RPM
MAX. GATE PANEL	2,00M	2,75M	2,50M	3,5M	3,00M

# ELITE

Motor for opening gate up to 4,00

ELITE is an italian motor for opening gates. Easy to install and quiet in operation. It is made of aluminium and has a very easy manual operation.




TECHNICAL CHARACTERISTICS	ELITE-4	ELITE-6
MAXIMUM GATE WEIGHT	350KG	200KG
POWER SUPPLY	230VAC	230VAC
POWER	280WATT	330WATT
MOTOR STRENGTH	2800N	2800N
MOTOR SPEED	2,75M	4,00M



# VERO-400DC

24VDC Motor for swing gate up to 2,50m / leaf

VERO 400 DC is the swing motor for gates up to 2,50 m. It is powerful and easy to install. It is perfect solution to suit most of the residential and commercial swing gates for frequent use. Electromechanical blocked rams, completely in aluminium. In case of power failure, you can unlock the gate through the release key supplied with the motors.



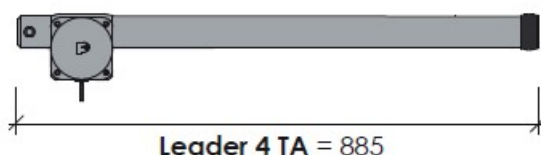

Technical characteristics	VERO-400DC
GATE WEIGHT	300KIAA
POWER SUPPLY	24VDC
POWER SUPPLY	50WATT
MOTOR FORCE	2800N
MAX LEAF LENGTH	2,50M



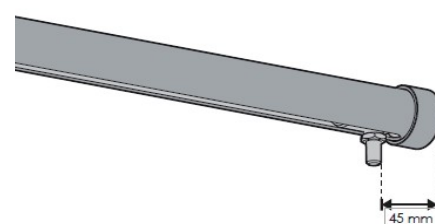
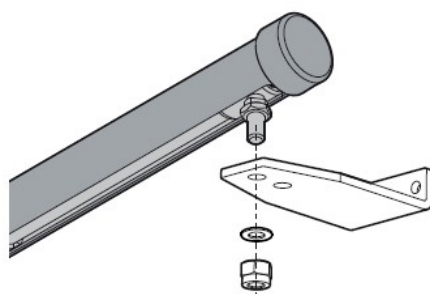
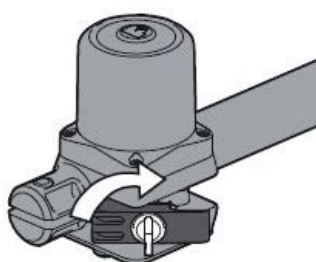
# LEADER-TA

Motor for opening gate up to 2,75

LEADER TA is an italian motor for opening gates. It has a built-in natural stop on the closing. It is made with bronze gears and has an easy manual operation in case of power failure. Powerful, reliable and quiet in operation.



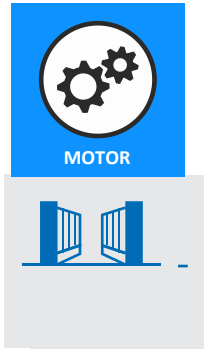
TECHNICAL CHARACTERISTICS	LEADER-TA
MAXIMUM GATE WEIGHT	300KG
POWER SUPPLY	230VAC
POWER	280WATT
MOTOR STRENGTH	2800N
MOTOR SPEED	2,75M



# TORINO

Motor for opening gate up to 5,00M

TORINO is an italian motor for opening gates. It has no right / left hand direction. Powerful, reliable and quiet in operation.





TECHNICAL CHARACTERISTICS	TORINO
MAXIMUM GATE WEIGHT	200KG
POWER SUPPLY	230VAC
POWER	300WATT
MOTOR STRENGTH	3000N
MOTOR SPEED	10,7MM/S



# YDRA 390

Hydraulic Motor for opening gate up to 7,00M

YDRA is an italian motor for opening gates. It has no right / left hand direction. Powerful, reliable and quiet in operation. Recommended for intensive use.



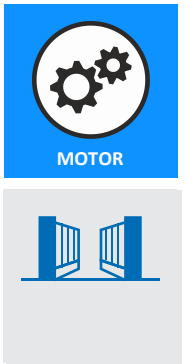
TECHNICAL CHARACTERISTICS	YDRA 390
MAXIMUM GATE WEIGHT	200KG
POWER SUPPLY	230VAC
POWER	350WATT
MOTOR STRENGTH	780daN
MOTOR SPEED	1,3 cm/s
OIL	Total 52/AT42



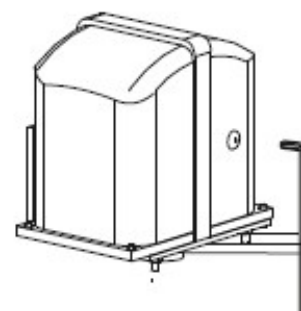
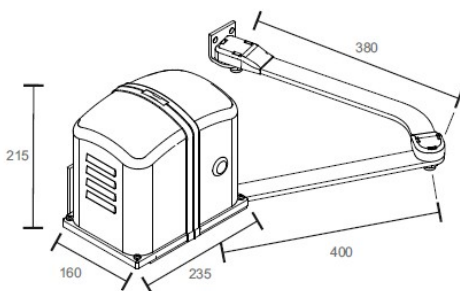
# ADVANTAGE

Motor for hinged gate up to 2.00M

ADVANTAGE is an italian motor for swing gate with integrated arms. It is suitable for gates up to 2m long. It has adjustable integrated electric limit switches to facilitate the adjustment of even the lightest gates. Suitable for special constructions.




TECHNICAL CHARACTERISTICS	ADVANTAGE
MAXIMUM GATE WEIGHT	250KG
POWER SUPPLY	230VAC
POWER	300WATT
MOTOR STRENGTH	280N
MOTOR SPEED	2,00M



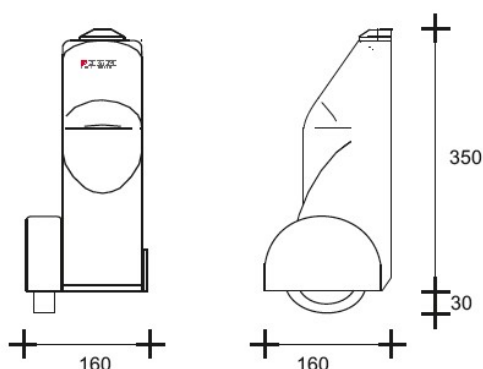
# WHEELER

Motor for opening gate up to 2,00M gate panel

Wheeler is an autonomous motor for opening gate. Innovative and simple. Quick and easy to install. Ideal for long, lightweight automatic swing gates or for gates with limited installation space. Suitable for installation on smooth surfaces only, so





TECHNICAL CHARACTERISTICS	WHEELER
MAXIMUM GATE WEIGHT	150KG
POWER SUPPLY	230VAC
POWER	280WATT
MOTOR STRENGTH	280N
MOTOR SPEED	2,00M



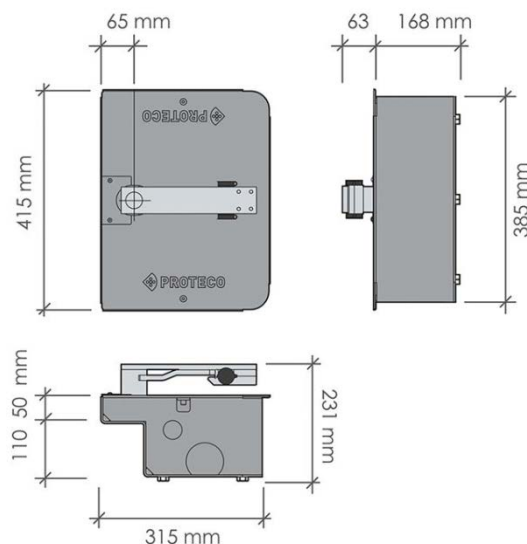
# SHARK


Motor for opening gate up to 3,00M

SHARK is an underfloor motor for opening gate. It is made of aluminium, mounted and fully encased in an aluminium box for greater durability over time. Modern design, for unique and contemporary constructions.



TECHNICAL CHARACTERISTICS	SHARK
MAXIMUM GATE WEIGHT	350KG
POWER SUPPLY	230VAC
POWER	300WATT
MOTOR STRENGTH	350N
MOTOR SPEED	3,00M





**Οροφής**

**Garage Door**

[www.profelmnet.com](http://www.profelmnet.com)

# PEGASUS


Motor for overhead garage gate up to 20 square meters

PEGASUS is the Profelmnet motor for one-piece or multi-piece garage gates. Suitable for gates up to 20 square metres and weighing up to 135 kg. Its power supply is 24V with integrated control board.



TECHNICAL CHARACTERISTICS	PEGASUS 1200	PEGASUS 1500
MAXIMUM GATE WEIGHT	125 KG	200 KG
POWER SUPPLY	24VDC	24VDC
POWER	120WATT	150WATT
MOTOR STRENGTH	1200N	1500N
MAXIMUM GATE M <sup>2</sup>	15M <sup>2</sup>	20M <sup>2</sup>





# Κεντρικά


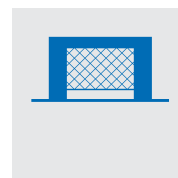

## Rolling Shutters

[www.profelmnet.com](http://www.profelmnet.com)

# SPARK SERIES

## Rolling shutter automation for residential or industrial use

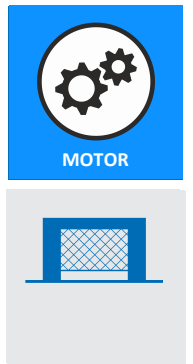
Spark series is rolling shutter automation for residential or industrial use. It is suitable for rolling shutters up to 360kg. It contains the unlocking cable that is up to 5m. Integrated limit switches allow precise adjustment of the shutter opening and closing positions. The motor has 2 years guarantee.



AVAILABLE CODES	SPARK 150	SPARK 180	SPARK 360	SPARK 420
MAX GATE WEIGHT	160KG	200KG	300KG	360KG
POWER SUPPLY	230VAC	230VAC	230VAC	230VAC
POWER	520WATT	580WATT	880WATT	1000WATT
MOTOR FORCE	150N	180N	500N	600N
TUBE DIAMETER	Φ40-Φ60	Φ40-Φ60	Φ60-Φ76	Φ60-Φ76

# KS-01


UNLOCKING SHELL+ INTERGRATED BUTTON



# KS-02

SELECTOR





# Σωληνωτά


## Tubulars

[www.profelmnet.com](http://www.profelmnet.com)

# KRONOS-series

## Tubular Motors

Kronos tubular motors cover a wide range of applications, such as domestic, industrial blinds & awnings. They are powerful, silent, reliable, with a 6 year warranty of good working order.



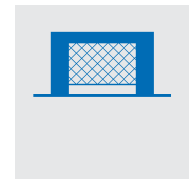

### CATEGORY:STANDARD

TECHNICAL CHARACTERISTICS	10N	13N	20N	30N
TORQUE	10N.m	13N.m	20N.m	30N.m
ROTATION SPEED	17 RPM	17RPM	17RPM	15RPM
CONSUMPTION	165WATT	170WATT	178WATT	235WATT
AXIS DIAMETER	40MM	40MM	60MM	60MM
MAXIMUM KG	18	23	36	54
OPERATION TIME	4MIN	4MIN	4MIN	4 MIN
MAX. ROTATIONS	42	42	25	25
TOTAL LENGTH	512 MM	512MM	590MM	590MM

# KRONOS-series

## Tubular Motors

Kronos tubular motors cover a wide range of applications, such as domestic, industrial blinds & awnings. They are powerful, silent, reliable, with a 6 year warranty of good working order.





### CATEGORY: STANDARD

TECHNICAL CHARACTERISTICS	50N	60N
TORQUE	50N.m	60N.m
ROTATION SPEED	12RPM	12RPM
CONSUMPTION	282WATT	282WATT
AXIS DIAMETER	60MM	60MM
MAXIMUM KG	90	108
OPERATION TIME	4MIN	4MIN
MAX. ROTATIONS	25	25
TOTAL LENGTH	590MM	590MM

# KRONOS-series

## Tubular Motors

Kronos tubular motors cover a wide range of applications, such as domestic, industrial blinds & awnings. They are powerful, silent, reliable, with a 6 year warranty of good working order.



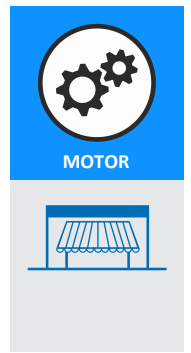
### CATEGORY: REMOTE

TECHNICAL CHARACTERISTICS	50N R	50N RM	120 RM
TORQUE	50N.m	50N.m	120N.m
ROTATION SPEED	12RPM	12RPM	9RPM
CONSUMPTION	230WATT	230WATT	365WATT
AXIS DIAMETER	60MM	60MM	76MM
MAXIMUM KG	108	108	216
OPERATION TIME	4MIN	4MIN	4MIN
MAX. ROTATIONS	22	21	24
TOTAL LENGTH	634 MM	704MM	762MM

# KRONOS-series

## Tubular motors

They have terminal switches and have a 230V power supply. They are available in a variety of types and sizes, depending on their intended use. Simple, crank or remote-controlled. Their distinctive colour makes them unique.




### CATEGORY:MANUAL

TECHNICAL CHARACTERISTICS	30N MAN	50N MAN	60N MAN	80N MAN	100N MAN	120N MAN	140N MAN	230N MAN	300N MAN
TORQUE	30N.m	50N.m	60N.m	80N.m	100N.m	120N.m	140N.m	230N.m	300N.m
ROTATION SPEED	15 RPM	12RPM	12RPM	12RPM	12RPM	12RPM	7 RPM	12 RPM	9 RPM
CONSUMPTION	235WATT	282WATT	310WATT	370WATT	411WATT	450WATT	465WATT	1027	1027
AXIS DIAMETER	60MM	60MM	60MM	76MM	76MM	76MM	76MM	100MM	100MM
MAXIMUM KG	54	90	108	144	180	216	252	414	540
OPERATION TIME	4 MIN	4MIN	4MIN	4MIN	4MIN	4MIN	4MIN	4MIN	4MIN
MAX. ROTATIONS	15	15	15	36	36	36	36	22	22
TOTAL LENGTH	625MM	625MM	625MM	675MM	675MM	675MM	675MM	490MM	526MM



# KRONOS-series



## WIFI Tubular Motors

Kronos Wifi remote tubular motor is the unique solution for rolling shutter and awnings, supported by Tuya Smart application. It is powerful, easy to install and completely noiseless. It has 6 years guarantee. It is for axis  $\Phi 60$  and its motor torque is up to 20N. They are available adapter for various size of axis.

You can operate the rolling shutters or awnings by the smartphone or tablet from anywhere.

Easy, Reliable and Quick.



### CATEGORY : WIFI REMOTE TUBULAR MOTORS

AVAILABLE CODES	20N	30N	50N
TORQUE	20N.m	30N.m	50N.m
ROTATION SPEED	15 RPM	15RPM	12RPM
CONSUMPTION	153WATT	205WATT	230WATT
AXIS DIAMETER	60MM	60MM	60MM
MAXIMUM KG	36	54	90
OPERATION TIME	4 MIN	4MIN	4MIN
MAX. ROTATIONS	15	15	12
TOTAL LENGTH	514MM	684MM	630MM

# RE-04

## Χειριστήριο 5 καναλιών

Κομψό, εύχρηστο και με ιδιαίτερο σχεδιασμό. Διαθέτει 5 διαφορετικά.



ΑΞΕΣΟΥΑΡ



Τέντες



Ρολά οικιών & καταστημάτων


### ΤΕΧΝΙΚΑ ΧΑΡΑΚΤΗΡΙΣΤΙΚΑ

Μπαταρία 3V, τύπος 2430  
Συχνότητα 433,92MHz

# PRE-015

## 15 channel remote

Elegant, easy to use and with a unique design. It has 15 different channels for wireless control of 15 different zones.



### TECHNICAL CHARACTERISTICS

Battery 3V , type 2430  
Compatible with Profelmnet 3025 control board  
Frequency 433,92MHz

# PRE-15 timer

## 15 channel control with timer

15 channel management control. The user has the ability to set specific hours days, weeks that the rolling shutters will be operating




### TECHNICAL CHARACTERISTICS

Battery 3V , type 2430  
Compatible with Profelmnet 3025 control board  
Frequency 433,92MHz

# PRE-015

## 15 channel remote

Elegant, easy to use and with a unique design. It has 15 different channels for wireless control of 15 different zones.



### TECHNICAL CHARACTERISTICS

Battery 3V , type 2430  
Compatible with Profelmnet 3025 control board  
Frequency 433,92MHz

# PRE-15 timer

## 15 channel control with timer

15 channel management control.

The user has the ability to set specific hours, days, weeks that the rolling shutters will be operating




### TECHNICAL CHARACTERISTICS

Battery 3V , type 2430  
Compatible with Profelmnet 3025 control board  
Frequency 433,92MHz

# PRE-015 WALL

## 15-channel wall-mounted remote

Elegant, easy to use and with a unique design. It has 15 different channels for wireless control of 15 different zones.



### TECHNICAL CHARACTERISTICS

Battery 3V , type 2430  
Compatible with Profelmnet 3025 control board  
Frequency 433,92MHz

# PRE-05 timer

## 5-channel wall-mounted control with timer

Wall control, 5 channel management. The user has the possibility to set specific hours, days, weeks that the rolls will be operating.




### TECHNICAL CHARACTERISTICS

Battery 3V , type 2430  
Compatible with Profelmnet 3025 control board  
Frequency 433,92MHz  
Dimension 80 mm X 80 mm

# RR-04

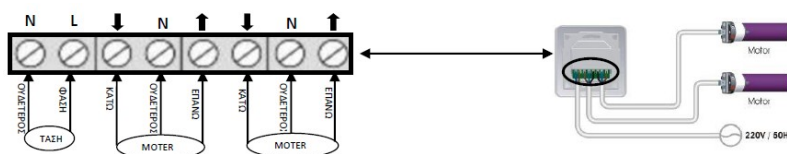
2 channel socket control board

Supports 2 tubular motors up to 50 Nm. Compatible with the 15-channel remote PRE-15.



## TECHNICAL CHARACTERISTICS

Dimensions 80mm X 80 mm  
Frequency 433,92MHz




# RR-17

Air Sensor



## TECHNICAL CHARACTERISTICS

Dimensions 80mm X 80 mm  
Frequency 433,92MHz



# Πέργκολα


## Pergolas

[www.profelmnet.com](http://www.profelmnet.com)

# HECTOR


## Pergola Motor

New motor for pergola. Power supply 24vdc and speed 10mm/s. Length 180mm, watertight. Ideal solution for the remote-controlled pergola.



TECHNICAL CHARACTERISTICS	HECTOR-650	HECTOR-1000
SPEED	10mm/s	8mm/s
POWER SUPPLY	24VAC	24VAC
LENGTH	180mm	180mm
MOTOR STRENGTH	650N	1000N
PROTECTION	IP65	IP65





**ΜΠΑΡΕΣ**

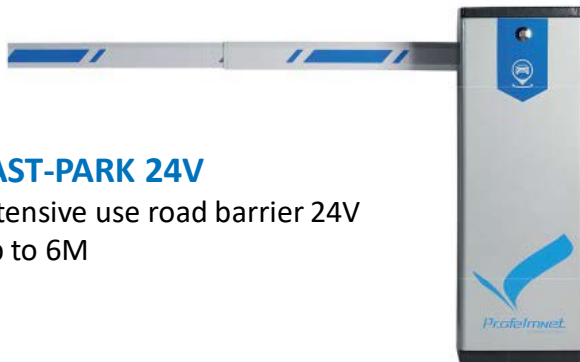

**Barriers**

[www.profelmnet.com](http://www.profelmnet.com)

# FAST-PARK SERIES 24V

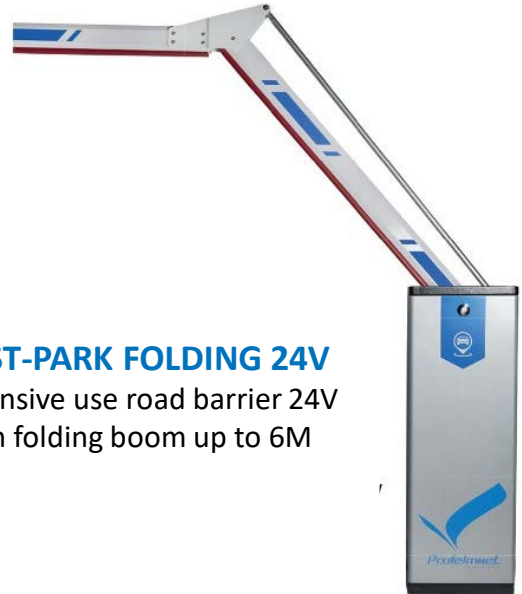
## Intensive use road barrier 24V up to 6M

Fast-Park 24V is strong and durable. It has a compact design, an attractive appearance and delivers a low noise, safe and reliable performance. The drive parts have a steel body structure. The power supply is 24V for intensive use. Suitable for residential, commercial and industrial car parks. Suitable boom up to 6M adjustable.



### FAST-PARK 24V

Intensive use road barrier 24V up to 6M



### FAST-PARK FOLDING 24V

Intensive use road barrier 24V with folding boom up to 6M



### FAST-PARK LED 24V

Intensive use road barrier 24V with Led up to 4,50M



### FAST-PARK FENCE 24V



Intensive use road barrier 24V with fence boom up to 4,50M

AVAILABLE CODES	FAST-PARK 24V	FAST-PARK LED 24V	FAST-PARK FOLDING 24V	FAST-PARK FENCE 24V
TYPE OF BOOMS	UP TO 6M	UP TO 4,50M	UP TO 6,00M	UP TO 4,50M
POWER SUPPLY	24VDC	24VDC	24VDC	24VDC
POWER	100WATT	100WATT	100WATT	100WATT
ROTATIONS/ DAY	5.000.000	5.000.000	5.000.000	5.000.000
OPENING TIME	1,8 sec-3 sec 3 sec -6 sec			

# GOLD-PARK

Traffic barrier up to 6M pole

Gold-Plus is the barrier of Profelmnet. Made of steel, silent, easy to install and resistant to time. Available with 4 and 6 meter pole. It has a crank handle for manual operation in case of power failure.



TECHNICAL CHARACTERISTICS	GOLD-PARK	GOLD-PARK SPEED
AVAILABLE POLE	UP TO 6M	UP TO 3.60M
POWER SUPPLY	230VAC	230VAC
POWER	150WATT	150WATT
ROTATIONS/ DAY	3600	8640
OPENING TIME	5,5 SECONDS	2 SECONDS



**ΑΞΕΣΟΥΑΡ**

**Accessories**

[www.profelmnet.com](http://www.profelmnet.com)

# IR-30



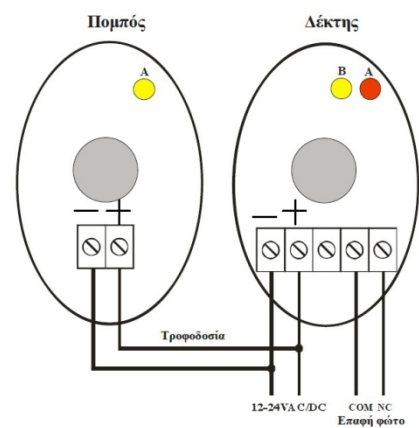
Wired photocell up to 10 meters

The IR-30 is a wired photocell for distances up to 10 meters. Powered by 12-24VAC/DC control board, it is a simple, easy to use and reliable solution.



## TECHNICAL CHARACTERISTICS

Power Supply 12-24V AC/DC  
waterproof  
Dimensions 49.2 x 76 x 21.6 mm



# IR-51

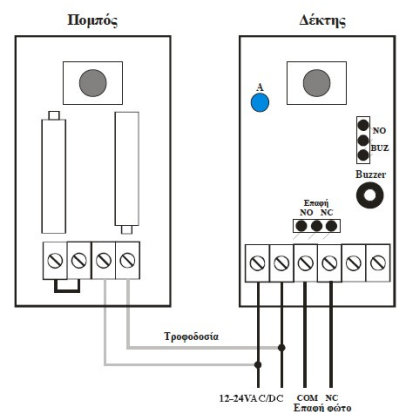
Battery photocell up to 12 meters

IR-51 is a battery operated photocell for a distance of up to 12 meters. It has the minimum possible consumption since it requires 2 AA batteries to operate. It can also be connected by cable, depending on the requirements of the installation. It is powered by the control board with 12-24 VAC/DC. It has an audible indicator that indicates the operating status of the photocell.



## TECHNICAL CHARACTERISTICS

Power Supply 12-24V AC/DC  
Waterproof  
Dimensions 127 x 50 x 35mm



# IR-3000



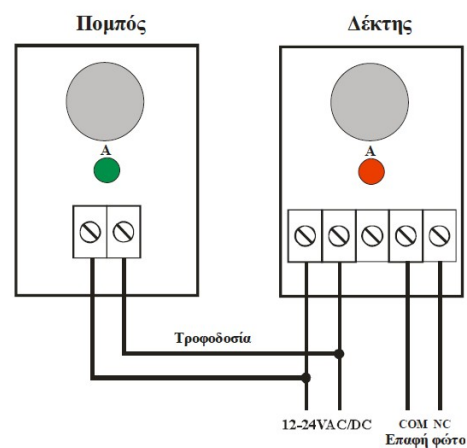
## Wired photocell up to 30 meters

The IR-3000 is a wired photocell for distances up to 30 meters. Powered by the 12-24VAC/DC control board.



### TECHNICAL CHARACTERISTICS

Power Supply 12-24V AC/DC  
Waterproof  
Dimensions 59 x 87 x38 mm



# IR-1000

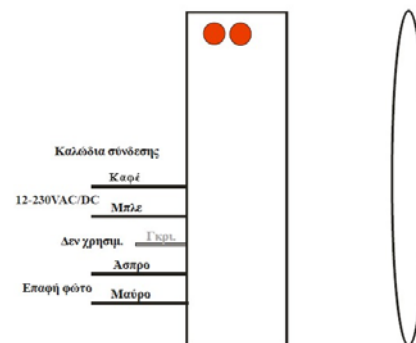
## Reflection photocell up to 10 meters

The IR-1000 is a photocell with a reflector. It is suitable for covering a distance of up to 10 meters. It is powered by 12-230 VAC/DC from the control board.




### TECHNICAL CHARACTERISTICS

Power Supply 12-230 V AC/DC  
Waterproof  
Dimensions 20 x 63 x39 mm




# PB-1500



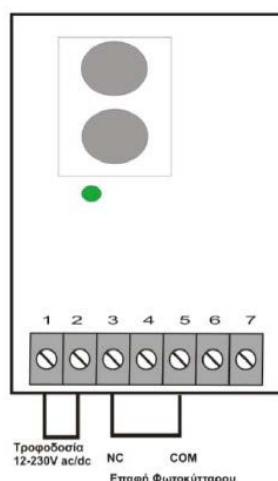
Reflection photocell up to 15 meters

The PB-1500 is a reflection photocell for distances up to 15 meters. It is powered by 12-24VAC/DC control board.



## TECHNICAL CHARACTERISTICS


Power Supply 12-24V AC/DC  
Waterproof  
Dimensions 59 x87 x38 mm



# PBP-1000

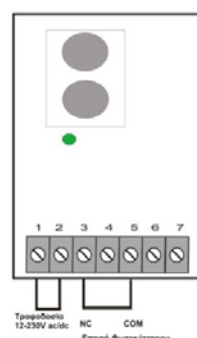
Photocell reflection up to 10 meters

The PB-1000 is a reflection photocell for distances up to 10 meters. It is powered by 12-230VAC/DC control board. It has filters in its lens against UV radiation, easily detecting metallic obstacles.




## TECHNICAL CHARACTERISTICS

Power Supply 12-24V AC/DC  
Waterproof  
Dimensions 59 x87 x38 mm



# Ground Lock

Ground lock for opening gate



Electric ground lock 12V, vertical mounting.



# Middle Lock

Lock for opening gate with mechanical button


Electric lock for opening gates. Horizontal mounting,. 12V power supply.



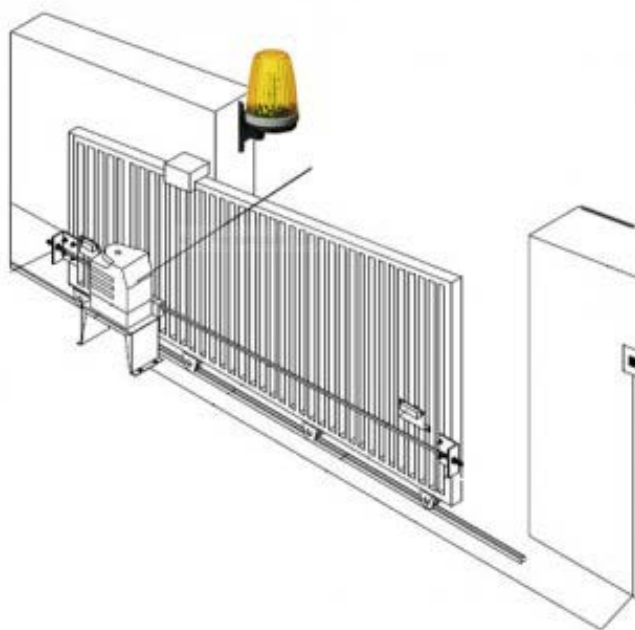


# Flashlamp

Beacon with antenna 12-230 VAC



LED beacon with integrated antenna. Choice of Beacon or Constant Light with short circuit breaker.



# Ledflash

Beacon with antenna 24-230 VAC

LED beacon with integrated antenna. Choice of Beacon or Constant Light with short circuit breaker.



# PC-30



The PC-30 is an access control keypad for external use. It can work with magnetic cards.



## TECHNICAL CHARACTERISTICS

Power Supply 12VDC  
Relay contact NO NC

# PP-87

## Reader Keypad


The PP-87 is an access control keypad for external use. It can be operated either by keypad code or magnetic cards



## TECHNICAL CHARACTERISTICS

Power Supply 12 VDC  
Dimensions :137 x85 x 29mm  
Use of 4-digit PIN

# KEY-98



Wireless keypad



## TECHNICAL CHARACTERISTICS

2-channel  
Level of waterproof IP64  
Rolling Code

# External Antenna


External Antenna 433,92MHz



## TECHNICAL CHARACTERISTICS

Receiving Frequency 433,92 MHz  
Metallic Base Included

# Magnetic Loop



The magnetic node is a device that detects any metal object that passes through it. It is placed under the ground and identifies the metal object by giving the corresponding command to the control board system. It is usually used in access barriers or traffic lights.



## TECHNICAL CHARACTERISTICS

Power Supply 220VAC  
Relay Contact NO NC



# THE POWER TO MOVE

Every Gate

[www.profelmnet.com](http://www.profelmnet.com)

